



Sika® PowerClean Aid

THE BREAKTHROUGH INNOVATION IN AGR

Sika® PowerClean Aid – fast detection of removal of contamination – pat. pending.

BUILDING TRUST



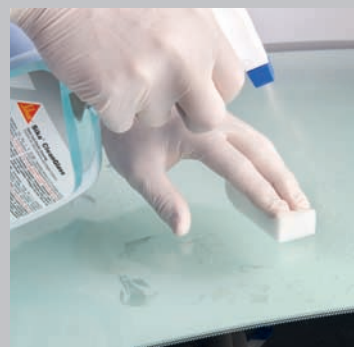
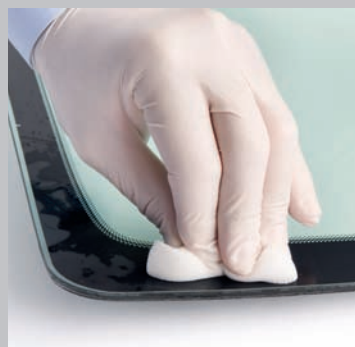
PRODUCT DESCRIPTION

Sika® PowerClean Aid is a breakthrough in automotive glass replacement industry. It is ideal to clean glass surfaces in particular the bonding area. It is designed to detect and to remove contamination as well as residue of labels and other stickers. Use in combination with Sika® Clean Glass and recommended for one time use only. Sika® PowerClean Aid can also be used for primer application.

FEATURES



To remove contamination: wet Sika® PowerClean Aid with Sika® CleanGlass and rub the area

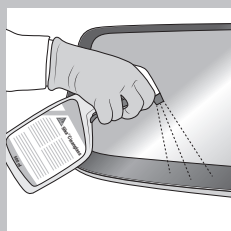


Removal of tapes and residues




Application of black primer

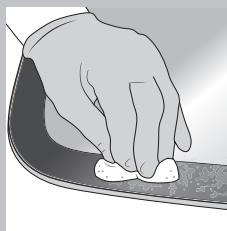
RECOMMENDED PROCEDURE



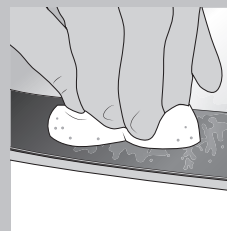
1st step: Wet glass



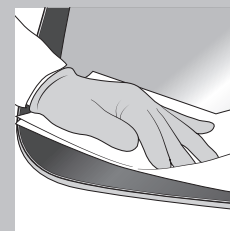
2nd step: Check contamination



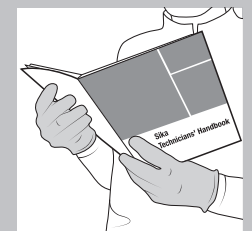
3rd step: Use 1 fresh unit Sika® PowerClean Aid. Start cleaning ceramic frit



4th step: Immediate detection of removal effect visible



5th step: Dry with paper towel



6th step: Follow Sika required procedure – see Sika Technicians' Handbook



Watch Sika® PowerClean Aid in use
www.sika.com/powerclean or scan

Our most current General Sales Conditions shall apply. Please consult the most current local Product Data Sheet prior to any use.

www.sika.com

BUILDING TRUST

